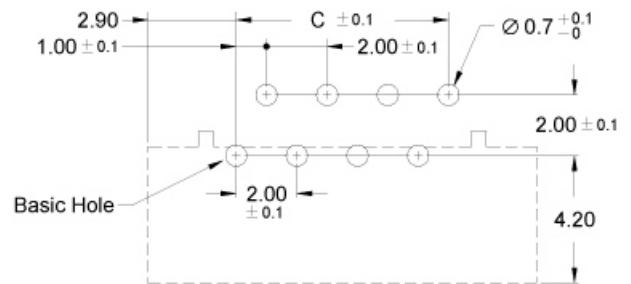
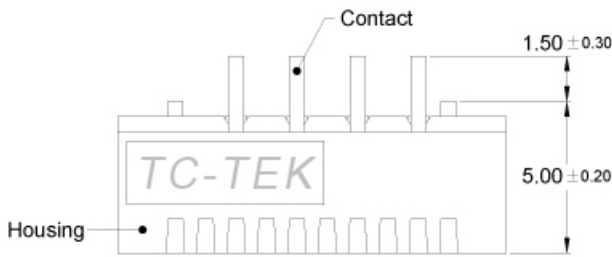


SERIES

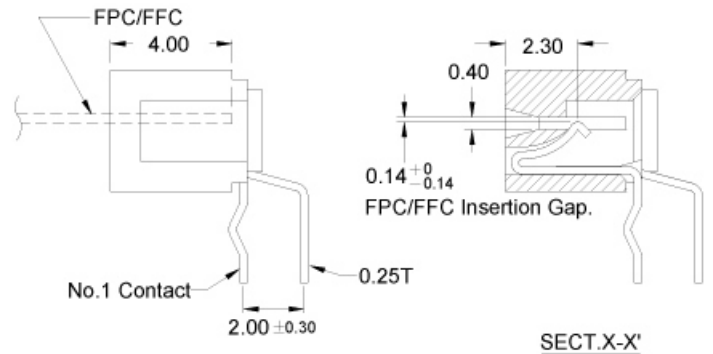
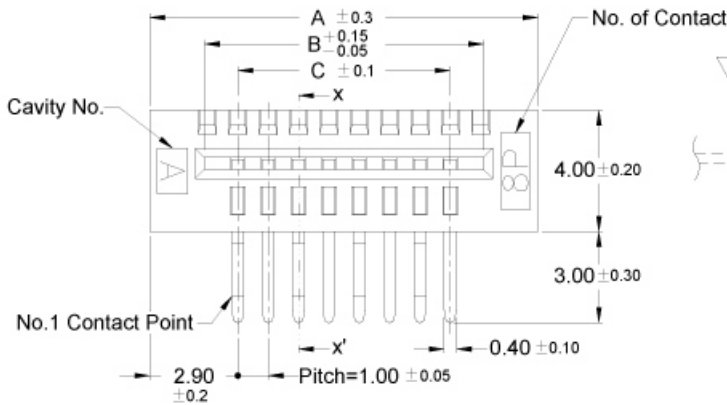
BL109

低挿入力 臥式 引脚挿入型(下接觸點規格)
LIF Right Angle DIP(Lower Contact Type)

PCB Layout



FPC/FFC INSERT DIRECTION



| No. of Contacts | Part No. | DIM. A | DIM. B | DIM. C |
|-----------------|-----------------|--------|--------|--------|
| 4 | BL109-04RL-xxxx | 8.8 | 5.2 | 3.0 |
| 5 | BL109-05RL-xxxx | 9.8 | 6.2 | 4.0 |
| 6 | BL109-06RL-xxxx | 10.8 | 7.2 | 5.0 |
| 7 | BL109-07RL-xxxx | 11.8 | 8.2 | 6.0 |
| 8 | BL109-08RL-xxxx | 12.8 | 9.2 | 7.0 |
| 9 | BL109-09RL-xxxx | 13.8 | 10.2 | 8.0 |
| 10 | BL109-10RL-xxxx | 14.8 | 11.2 | 9.0 |
| 11 | BL109-11RL-xxxx | 15.8 | 12.2 | 10.0 |
| 12 | BL109-12RL-xxxx | 16.8 | 13.2 | 11.0 |
| 13 | BL109-13RL-xxxx | 17.8 | 14.2 | 12.0 |
| 14 | BL109-14RL-xxxx | 18.8 | 15.2 | 13.0 |
| 15 | BL109-15RL-xxxx | 19.8 | 16.2 | 14.0 |
| 16 | BL109-16RL-xxxx | 20.8 | 17.2 | 15.0 |
| 17 | BL109-17RL-xxxx | 21.8 | 18.2 | 16.0 |
| 18 | BL109-18RL-xxxx | 22.8 | 19.2 | 17.0 |

| No. of Contacts | Part No. | DIM. A | DIM. B | DIM. C |
|-----------------|-----------------|--------|--------|--------|
| 19 | BL109-19RL-xxxx | 23.8 | 20.2 | 18.0 |
| 20 | BL109-20RL-xxxx | 24.8 | 21.2 | 19.0 |
| 21 | BL109-21RL-xxxx | 25.8 | 22.2 | 20.0 |
| 22 | BL109-22RL-xxxx | 26.8 | 23.2 | 21.0 |
| 23 | BL109-23RL-xxxx | 27.8 | 24.2 | 22.0 |
| 24 | BL109-24RL-xxxx | 28.8 | 25.2 | 23.0 |
| 25 | BL109-25RL-xxxx | 29.8 | 26.2 | 24.0 |
| 26 | BL109-26RL-xxxx | 30.8 | 27.2 | 25.0 |
| 27 | BL109-27RL-xxxx | 31.8 | 28.2 | 26.0 |
| 28 | BL109-28RL-xxxx | 32.8 | 29.2 | 27.0 |
| 29 | BL109-29RL-xxxx | 33.8 | 30.2 | 28.0 |
| 30 | BL109-30RL-xxxx | 34.8 | 31.2 | 29.0 |
| 31 | BL109-31RL-xxxx | 35.8 | 32.2 | 30.0 |
| 32 | BL109-32RL-xxxx | 36.8 | 33.2 | 31.0 |
| --- | --- | --- | --- | --- |