

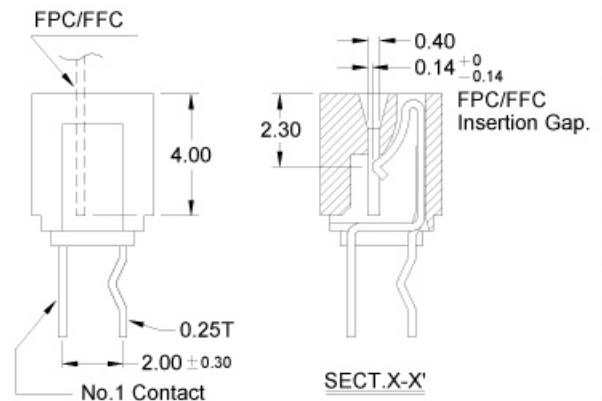
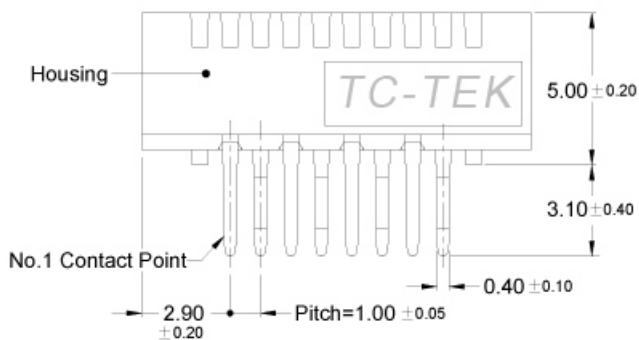
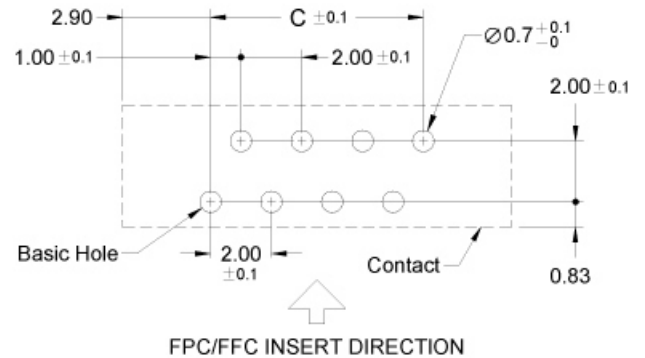
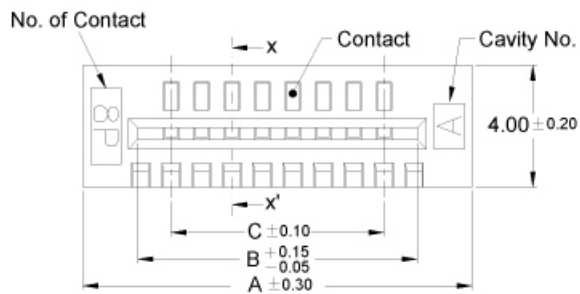
SERIES

BL109

低挿入力 立式 引脚挿入型

LIF Straight DIP

## PCB Layout



No. of Contacts	Part No.	DIM. A	DIM. B	DIM. C
4	BL109-04S-xxxx	8.8	5.2	3.0
5	BL109-05S-xxxx	9.8	6.2	4.0
6	BL109-06S-xxxx	10.8	7.2	5.0
7	BL109-07S-xxxx	11.8	8.2	6.0
8	BL109-08S-xxxx	12.8	9.2	7.0
9	BL109-09S-xxxx	13.8	10.2	8.0
10	BL109-10S-xxxx	14.8	11.2	9.0
11	BL109-11S-xxxx	15.8	12.2	10.0
12	BL109-12S-xxxx	16.8	13.2	11.0
13	BL109-13S-xxxx	17.8	14.2	12.0
14	BL109-14S-xxxx	18.8	15.2	13.0
15	BL109-15S-xxxx	19.8	16.2	14.0
16	BL109-16S-xxxx	20.8	17.2	15.0
17	BL109-17S-xxxx	21.8	18.2	16.0
18	BL109-18S-xxxx	22.8	19.2	17.0

No. of Contacts	Part No.	DIM. A	DIM. B	DIM. C
19	BL109-19S-xxxx	23.8	20.2	18.0
20	BL109-20S-xxxx	24.8	21.2	19.0
21	BL109-21S-xxxx	25.8	22.2	20.0
22	BL109-22S-xxxx	26.8	23.2	21.0
23	BL109-23S-xxxx	27.8	24.2	22.0
24	BL109-24S-xxxx	28.8	25.2	23.0
25	BL109-25S-xxxx	29.8	26.2	24.0
26	BL109-26S-xxxx	30.8	27.2	25.0
27	BL109-27S-xxxx	31.8	28.2	26.0
28	BL109-28S-xxxx	32.8	29.2	27.0
29	BL109-29S-xxxx	33.8	30.2	28.0
30	BL109-30S-xxxx	34.8	31.2	29.0
31	BL109-31S-xxxx	35.8	32.2	30.0
32	BL109-32S-xxxx	36.8	33.2	31.0
---	---	---	---	---