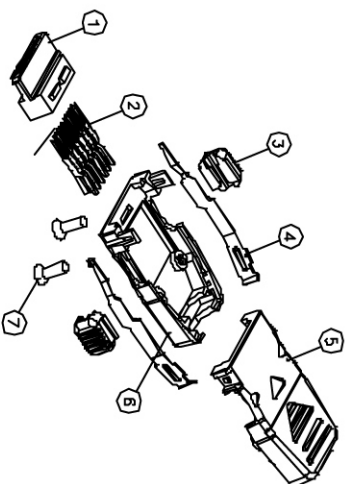
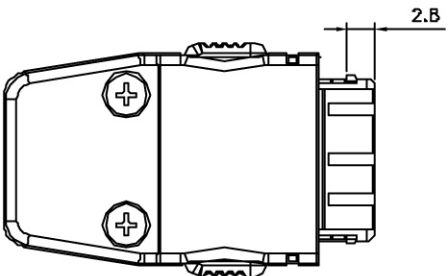
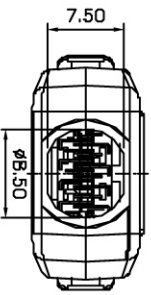
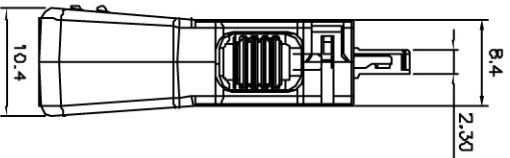
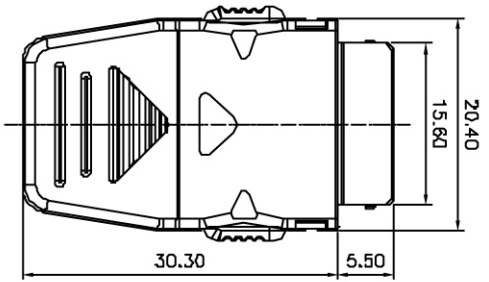
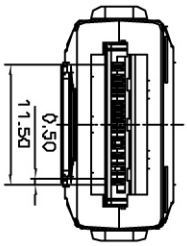


ITEM	PARTS NAME	QTY	MATERIAL	FINISH/REMARK
項目	零件名稱	數量	材質	處理/備註
1	HOUSING	1	NYLON	(Black)
2	CONTACT	24	Phosphor Bronze	Gold flash selective
3	BUTTON	2	A.B.S	(Glay)
4	LATCH	2	STAINLESS	Non-plating
5	TOP COVER	1	A.B.S	(Black)
6	BOTTOM COVER	1	A.B.S	(Black)
7	SCREW	2	CI018	(Black)



SPECIFICATION

MATERIAL
See drawing

STANDARD DATA
Rating current: 0.5A
Applicable wire: AWG#26 Max.
Operating temperature: -30°C ~ +80°C
Storage temperature: -40°C ~ +85°C

ELECTRICAL
Insulator resistance: 1000M ohms Min. @ 25D VDC
Withstanding voltage: 100 VAC / minute
Contact resistance: 50 m ohms Max.

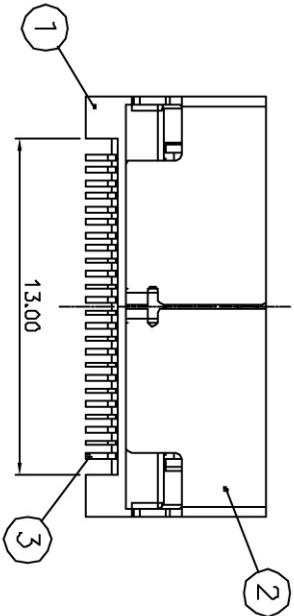
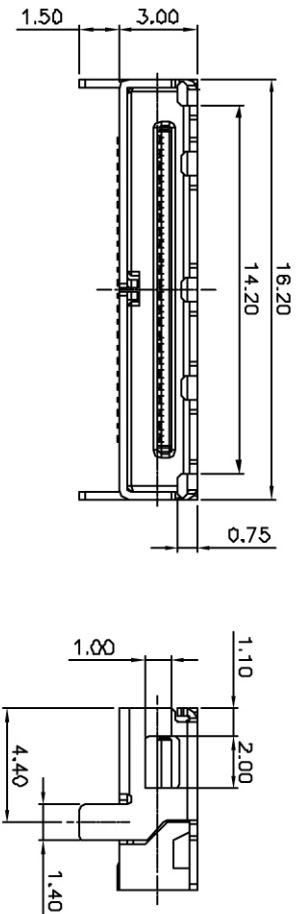
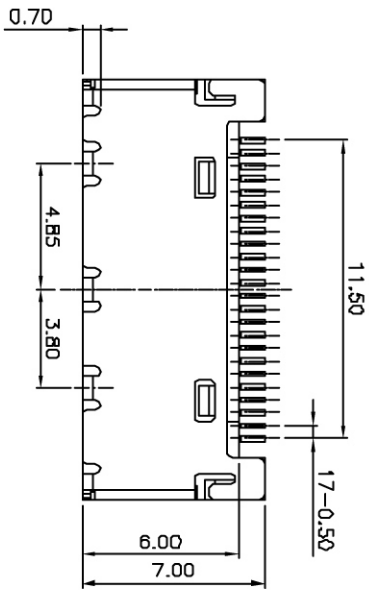
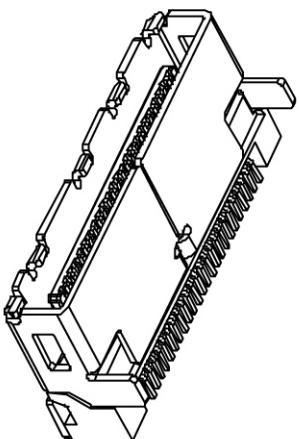
MECHANICAL
Mating force: 30N(3.08kgf) Max.
Unmating force (Without lock): 4.2N(0.43kgf) Min.
Durability: 10000 cycles Min.
Contact retention force: 4.2N(0.43kgf) Min.
PART NO. A 1 1 - 577 - 24 06

SERIES _____ MODEL NO. _____ TYPE NO. _____
A-Plug In TYPE _____ CONTACT NUMBER _____
1-0.5mm pitch CONTACT TYPE _____ CONTACT TYPE _____
1=Solder type

REV.	ECN NO.	MARK	REVISIONS	SIGN	DATE	LIMITS	CHECKED	DESIGNED	SCALE	PART NO.	REV.
版本	改圖號碼	記號	改圖內容	修改	日期	尺寸公差	審核	設計	比例	產品編號	版本
1						X, ±0.50 .X ±0.30 .XX ±0.20 ANG. ±5'00"	APPROVED	Dong 06/30/05	1.5/1	A11-577-2406	A
						尺寸公差	承認	製圖	DWG. NO.	CUT-577-XXX	
						尺寸	文件編號				

TITLE
產品名稱: PLUG IN for MOTOROLA
Solder type-24 position

ITEM	PARTS NAME	QTY	MATERIAL	FINISH/REMARK
項目	零件名稱	數量	材質	處理/備註
1	HOUSING	1	NYLON	(Black)
2	SHELL	1	STAINLESS	Non-plating
3	CONTACT	24	Phosphor Bronze	Gold flash selective



SPECIFICATION

MATERIAL
See drawing
STANDARD DATA

Rating current: 0.5A
Applicable wire: AWG#28 Max.
Operating temperature: -30°C ~ +70°C
Storage temperature: -10°C ~ +80°C

ELECTRICAL
Insulator resistance: 250M ohms Min. @ 100 VDC
Withstanding voltage: 100 VAC / minute
Contact resistance: 80 m ohms Max.

MECHANICAL
Mating force: 30N(3.08kgf) Max.
Unmating force (Without lock): 4.2N(0.43kgf) Min.
Durability: 10000 cycles Min.
Contact retention force: 4.2N(0.43kgf) Min

PART NO.
D 1 3 - 577 - 24 01

SERIES UNIT MODEL NO. TYPE NO.
D=I/O Connector 01=Type 1
1=0.5mm pitch CONTACT NUMBER
3=SMD type 24=24-position

TITLE
產品名稱 I/O CONNECTOR
UNIT MM SMD type-24 position
SCALE 5/1 PART NO. D13-577-2401
比例 產品詳號
DOC. NO. CUT-577-017
文件編號

REV. 版本	ECN NO. 設備號碼	MARK 記號	REVISIONS 設備內容	SIEN 修改	DATE 日期	UNLESS OTHERWISE SPECIFIED TOLERANCE 尺寸公差	CHECKED 審核	DESIGNED 設計	DRAWN 製圖	SCALE 比例	DOC. NO. 文件編號	REV. 版本
1	EXXXX-XXX	X 0	-	-	-	X, ±0.50 .X ±0.30 .XX ±0.20 ANG. ±5'00"		Alien Lin	Alien Lin	5/1	D13-577-2401	1