

TC-5507-XXX-XX



A = Number of Contacts

02 to 80 contacts

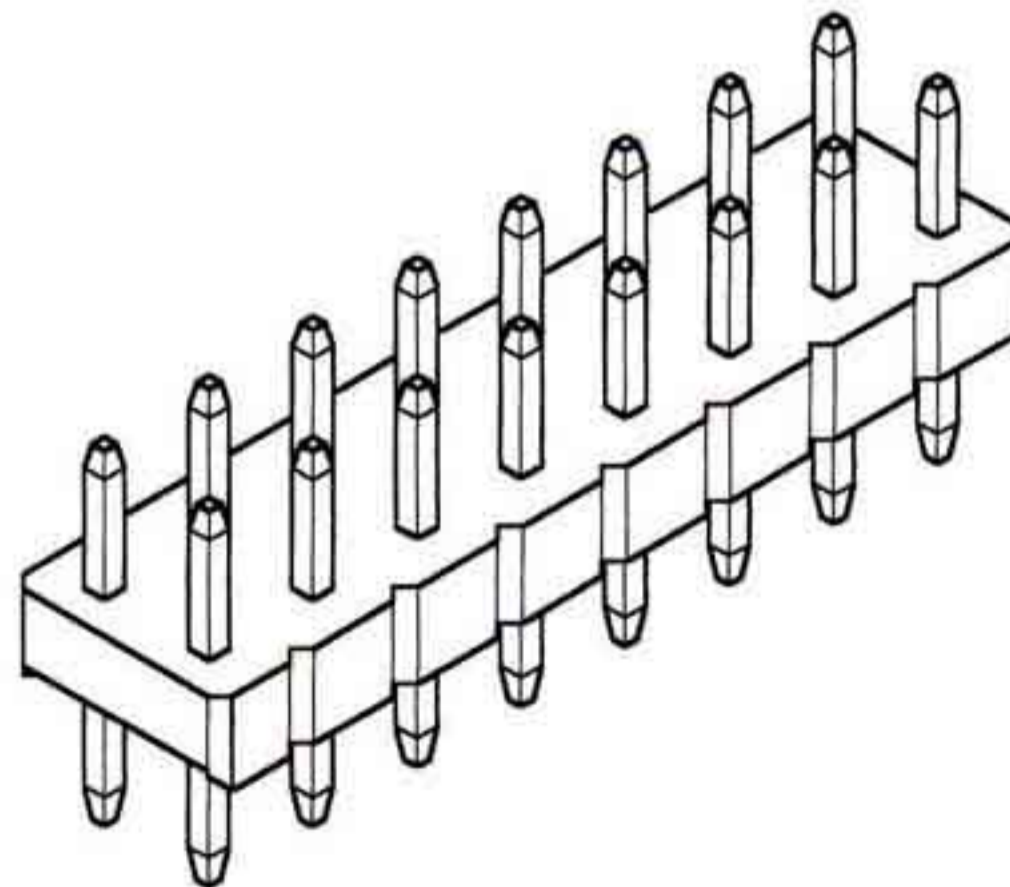
B = Contact Plating

TP - Tin Plating

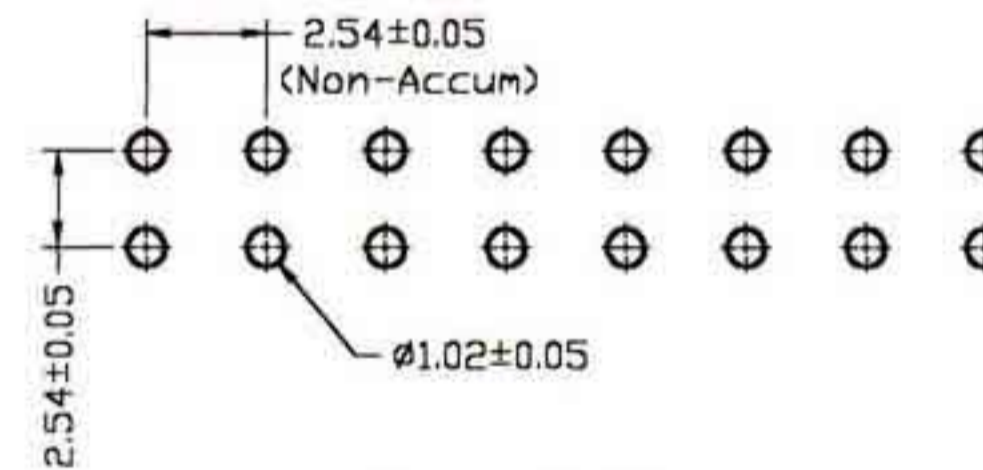
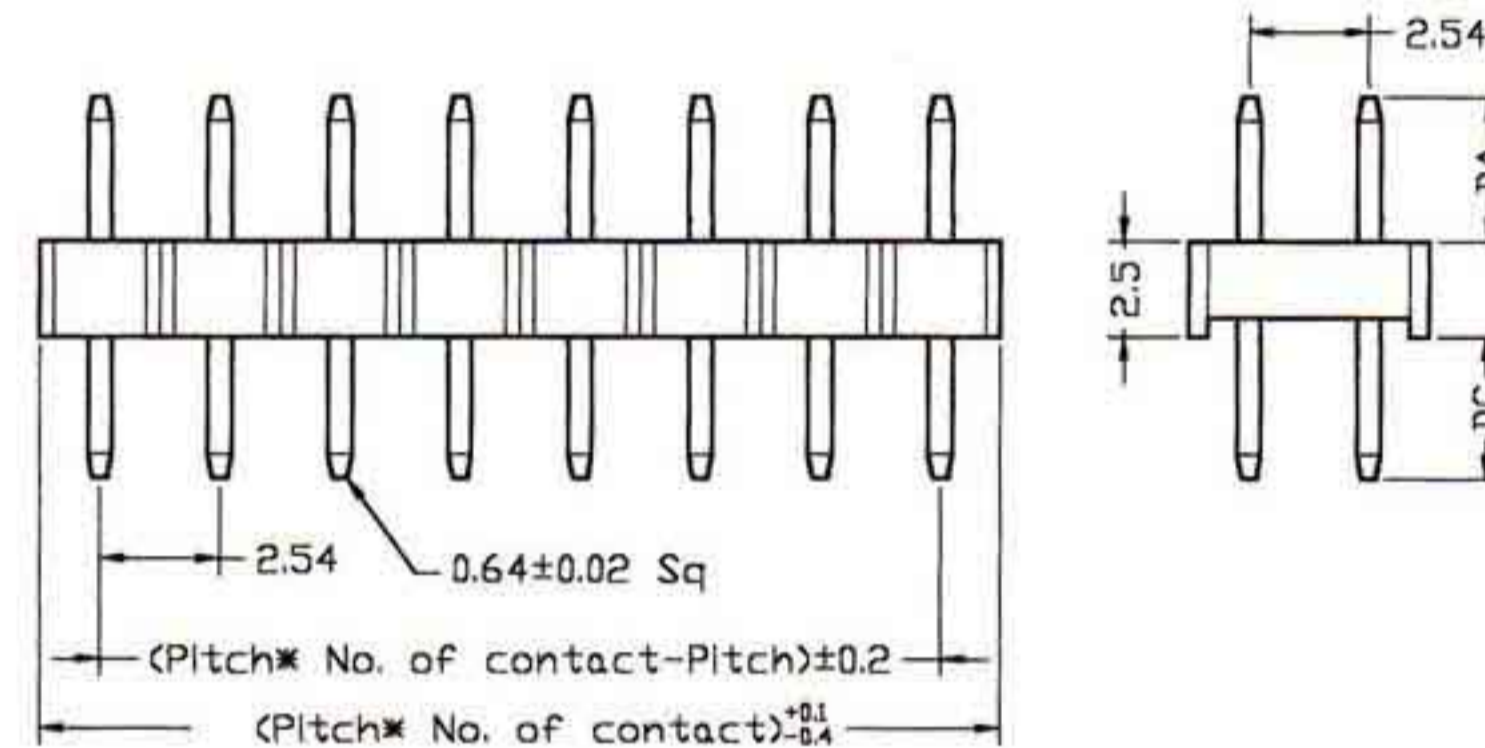

GP - Gold Plating

SPECIFICATIONS

Current Rating:	1Amps
Insulator Resistance:	5000 Megohms min.
Dielectric Withstanding:	AC 500V
Operating Temperature:	-40°~+105°C
Max Processing Temp:	230° for 30~60 seconds (260° for 10 Seconds)
Contact Material:	Brass
Insulator Material:	PBT or NYLON-6T
Standard:	PBT
Unit:	mm
Unspecified Tolerance:	±0.20



REV	DESCRIPTION	DATE	APP'D
01	FOR APPROVAL	8 Oct 2003	Michael



P.C.B. LAYOUT

The length of pin for contact side and PCB side can be optional, based upon customer's demands.

TOLERANCE		INCHES	M/M	TC-TEK 台灣訊科實業有限公司 TC-TEK Industries Limited TEL:886-2-89914199 FAX:886-2-29929564
.X		.015	.30	
.XX		.010	.10	
.XXX		.005	.05	TITLE: 2.54x2.54mm Pin Header, Straight Dual Row 02 to 80 Contacts
DRAWN BY	Robert		USED ON:	
CHECK BY	Henry		SCALE	DRAWING NO:
APPD BY	Michael		UNIT	TC-5507 Series
			DATE	