

TC-6502-XXX-XX-X
 A B C

A = Number of Contacts

04 to 80 contacts

B = Contact Plating

GP - Gold Plating

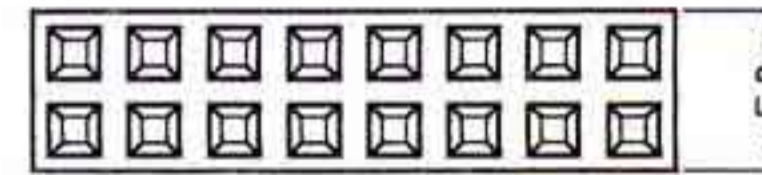
C = S Type: S

R Type: R

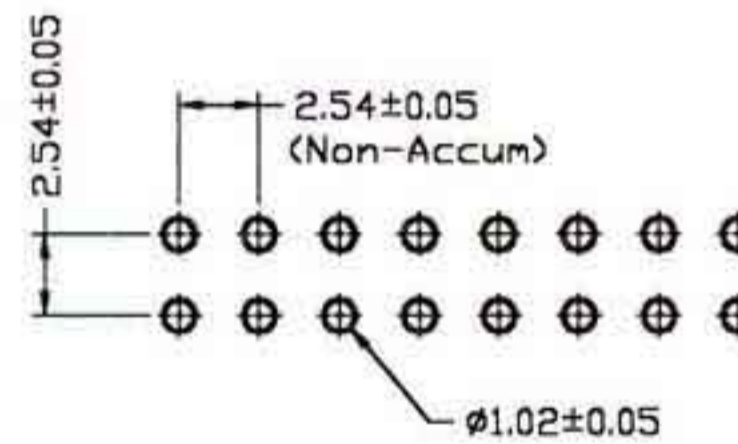
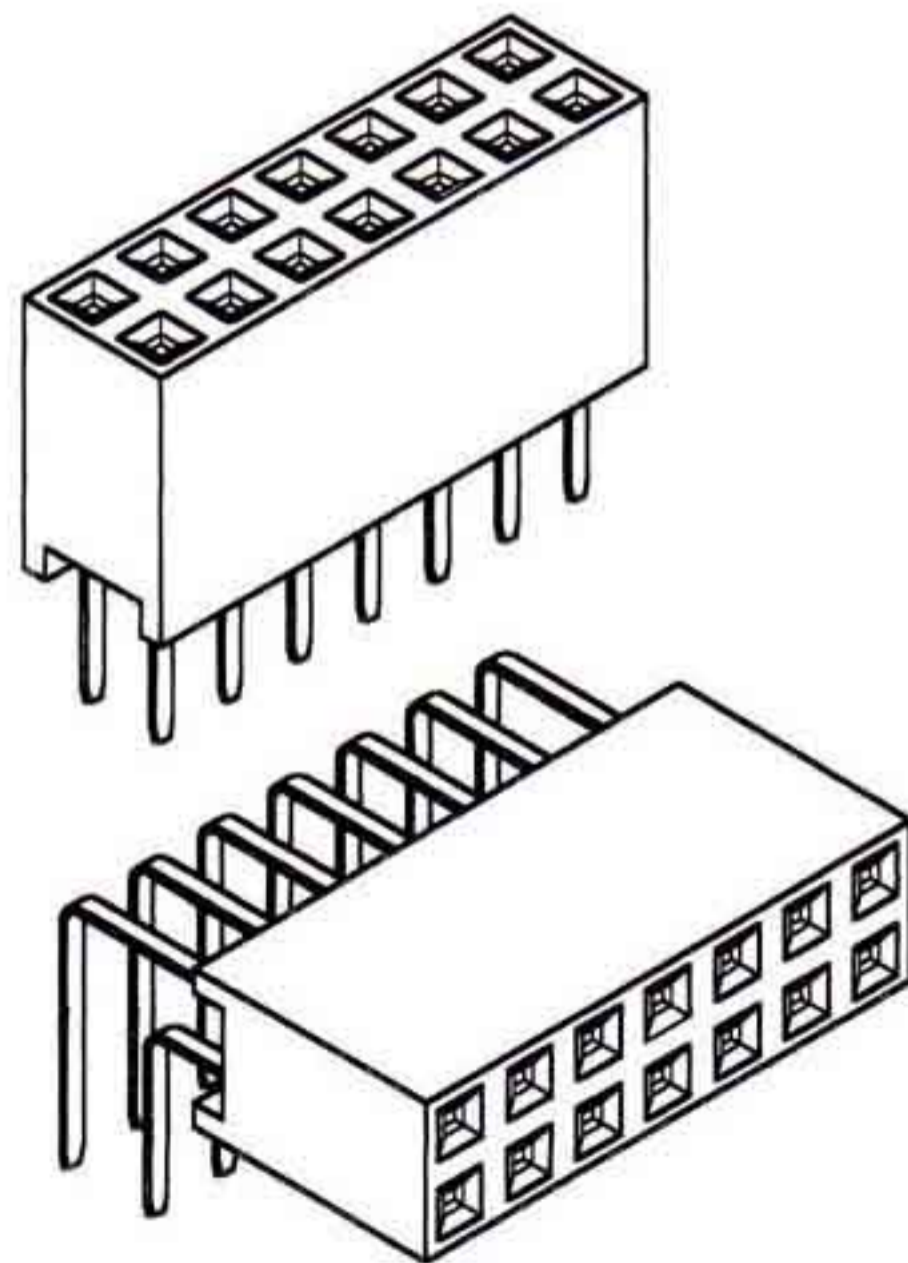
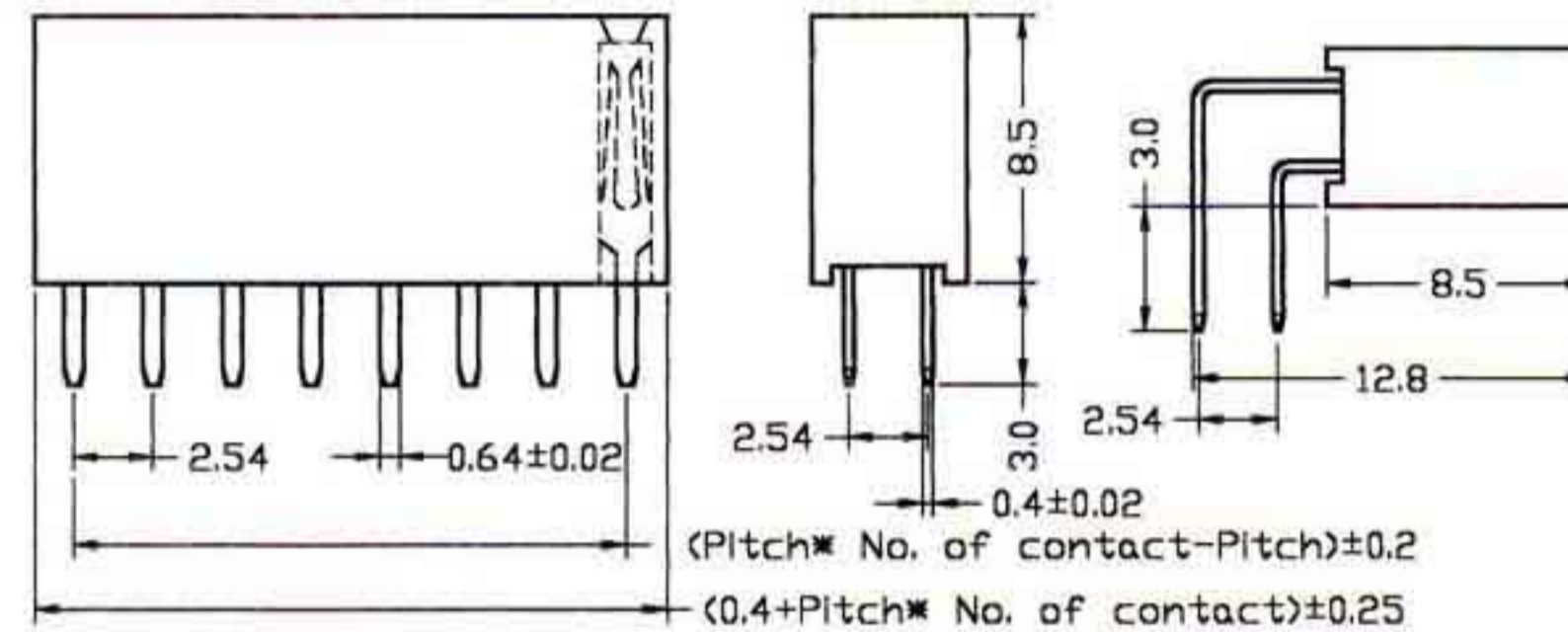
SPECIFICATIONS

Current Rating:	1Amps
Insulator Resistance:	5000 Megohms min.
Dielectric Withstanding:	AC 500V
Operating Temperature:	-40°-+105°C
Contact Material:	Phosphor Bronze
Insulator Material:	PBT
Plating:	Gold Flash
Unit:	mm
Unspecified Tolerance:	±0.20

REV	DESCRIPTION	DATE	APP'D
01	FOR APPROVAL	8 Oct 2003	Michael



S TYPE R TYPE



P.C.B. LAYOUT

TOLERANCE		INCHES	M/M	TC-TEK 台灣訊科實業有限公司 TC-TEK Industries Limited TEL:886-2-89914199 FAX:886-2-29929564
.X		.015	.30	
.XX		.010	.10	
.XXX		.005	.05	TITLE: 2.54x2.54mm Female Header, Straight or Right Angle Dual Row 04 to 80 Contacts
DRAWN BY	Robert		USED ON:	
CHECK BY	Henry		SCALE	DRAWING NO:
APPD BY	Michael		UNIT	TC-6502 Series
			DATE	